



Dr. Barbara Baker, *school leader*
2740 W. Central Ave.
Toledo OH 43606
www.lakeerieacademy.com
419.475.3786

— Our Mission —

Lake Erie Academy aims to strengthen the academic and character skills needed for all students to excel at higher institutions of learning, to achieve success in a competitive world, and to serve as the next generation of leaders in their communities.

Welcome to Lake Erie Academy, where caring, highly-qualified teachers provide every child with the nurturing attention needed to learn and grow. At Lake Erie, our dedicated staff is determined to do what it takes to provide a positive and fun learning experience for every child. Built with today's families in mind, the school offers a quality choice in education complemented by a full array of services including before and after school care, enrichment programs, free and reduced lunch programs for qualifying families, transportation, student mentoring, tutoring and much more.

2010-11 highlights

- Students were eating healthy! Fresh produce was the snack of choice as the school received the Federal Fruits and Vegetables Grant award.
- The MORE mentoring program engaged participating students with many activities, field trips and learning opportunities.
- Students in grades 4-6 enjoyed mentoring provided by St. Johns High School students.
- Anthony Wayne High school seniors assisted in classrooms through student teaching experiences in several grades. The student-teachers also organized a drive at their school for free school supplies which were donated to Lake Erie Academy students.

School progress

The school is evaluated by its sponsor on progress toward achieving state and federal academic achievement goals as measured by the Ohio Achievement and Graduation tests as well as Scantron Performance Series evaluative tools.

The academy also complies with Ohio Revised Code regarding expected gains and progress for students enrolled at the academy.

Value added

Reading: The academy met expected growth at grades 6-8 and below expected growth in grades 4-5.

Math: The school demonstrated expected growth in grades 6-8 and below expected growth in grades 4-5.

Overall composite: Below expected growth.

Adequate Yearly Progress: Did not make AYP

2010-11 school improvement status: At Risk

Designation: Academic Emergency

Our Annual Education Report 2010-11

2011-12 Board of directors

Lamont Stewart, *president*
Jone Catchings, *vice president*
Charles E. Lewis, *treasurer*
Stephanie Butler, *secretary*
Dana Palmer

Sponsored by
Ohio Council for Community Schools

Managed by The Leona Group, L.L.C.



Financial report

A statement of revenues and expenses for July 1, 2010 through June 30, 2011 is listed below. Additional financial information is available from the academy. The auditor's report is being conducted at this time.

Revenues

School foundation	\$1,537,731
Food services	106,277
Grants-federal	621,061
Grants-state.....	5,000
Other	18,645
Total revenues	\$2,288,714

Expenses

Salaries and fringe benefits.....	\$1,040,271
Purchased services	675,252
Materials and supplies	29,702
Other.....	1,076,314
Total expenses	\$2,739,314

Retained earnings

at beginning of year\$202,727

Balance as of

June 30, 2011..... \$(330,099)

School improvement

Status of the school improvement plan:

The school improvement team, consisting of the school leader, instructional coach, teachers and board members, meets throughout the year.

The school is making progress toward its school improvement goals of 100% proficiency in reading and math.

All instructional staff is highly qualified.

Significant professional development activities included:

- Singapore Math
- Response to Intervention
- Curriculum Mapping

General information

Our school

Start up as of	2002
Grades served	K-8
School days.....	176
Local school district.....	Toledo Public

Our teachers/staff

School leadership.....	1
Teacher data	
Certified	100%
Highly qualified	100%
Bachelor's degree	100%
Master's degree.....	33.3%
Instructional aide data	
Highly qualified	100%

Our parents

Parent/teacher conference	
attendance.....	75%

Our students

Average daily enrollment.....	215
Re-enrollment	70%
Attendance rate	97.9%
Number of expulsions	0
Number of suspensions.....	5
Total days of suspensions	10

Economically disadvantaged	94.7%
Students with disabilities	20.2%
Student demographics	
African American.....	86.6%
Hispanic	5.4%
Multiracial.....	5.0%
Other	3.0%

Districts of residency

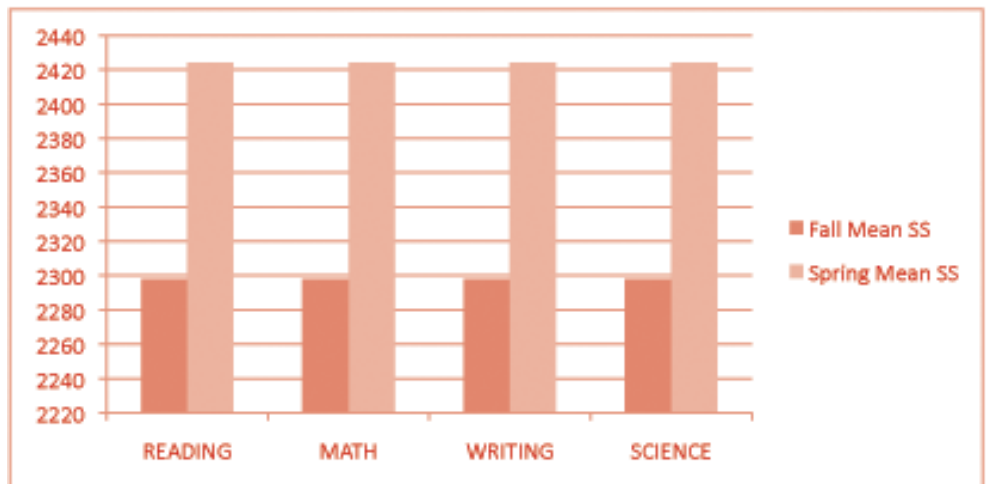
Toledo City	215
Oregon.....	1
Swanton	1

Grade level completion/retention

K: 47 completed / 2 retained
1: 35 completed / 0 retained
2: 25 completed / 0 retained
3: 21 completed / 0 retained
4: 27 completed / 0 retained
5: 21 completed / 0 retained
6: 10 completed / 0 retained
7: 15 completed / 0 retained
8: 13 completed / 1 retained

Assessments

Scantron



Ohio Achievement Test

Percentage of students at or above the proficient level in 2010-11:

Grade 3 • State requirement - 75%

Reading 70.6%
 Mathematics 88.2%

Grade 4 • State requirement - 75%

Reading 37.5%
 Mathematics 41.7%

Grade 5 • State requirement - 75%

Reading 37.5%
 Mathematics 5.3%
 Science 15.8%

Grade 6 • State requirement - 75%

Reading --%
 Mathematics --%

Grade 7 • State requirement - 75%

Reading 50%
 Mathematics 30%

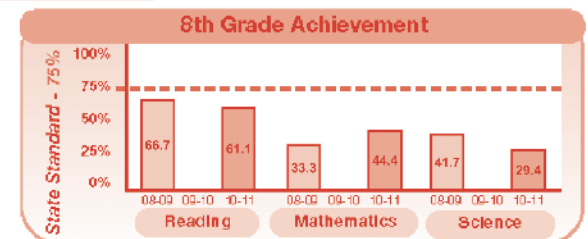
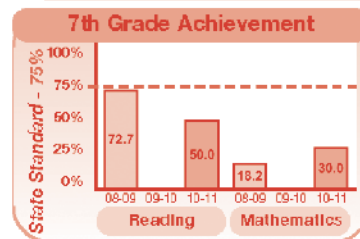
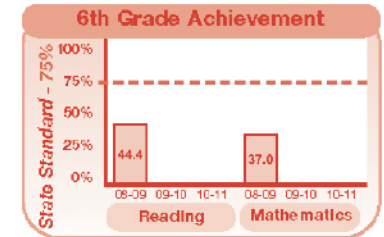
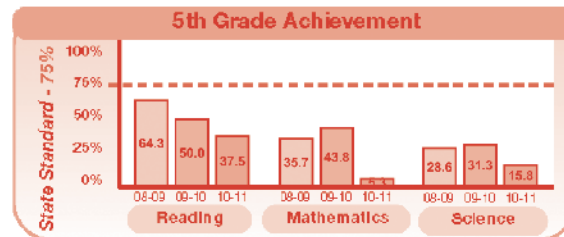
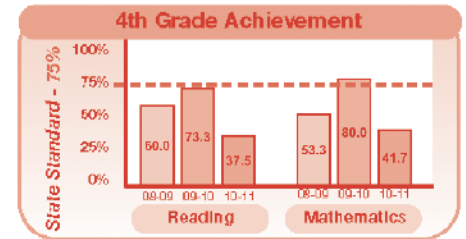

Grade 8 • State requirement - 75%

Reading 61.1%
 Mathematics 44.4%
 Science 29.4%

State and Federally Required School Information

	Black 10-15ppt	Hispanic 16-20ppt	Hispanic 21-25ppt	Hispanic 26-30ppt	Hispanic 31-35ppt	Hispanic 36-40ppt	Hispanic 41-45ppt	Hispanic 46-50ppt	Hispanic 51-55ppt	Hispanic 56-60ppt	Hispanic 61-65ppt	Hispanic 66-70ppt	Hispanic 71-75ppt	Hispanic 76-80ppt	Hispanic 81-85ppt	Hispanic 86-90ppt	Hispanic 91-95ppt	Hispanic 96-100ppt
Percentage of Students Scoring Limited																		
Reading	28.8	--	--	--	--	--	--	--	--	17.2	55.2	--	--	28.1	--	25.0	34.1	--
Writing	--	--	--	--	--	--	--	--	--	--	--	--	--	--	--	--	--	--
Mathematics	33.7	--	--	--	--	--	--	--	--	26.9	48.3	--	--	34.8	--	34.0	32.6	--
Science	40.6	--	--	--	--	--	--	--	--	30.8	50.0	--	--	37.1	--	44.4	27.8	--
Social Studies	--	--	--	--	--	--	--	--	--	--	--	--	--	--	--	--	--	--
Percentage of Students Scoring Basic																		
Reading	18.8	--	--	--	--	--	--	--	--	21.9	10.3	--	--	19.1	--	25.0	9.8	--
Writing	--	--	--	--	--	--	--	--	--	--	--	--	--	--	--	--	--	--
Mathematics	25.3	--	--	--	--	--	--	--	--	23.9	24.1	--	--	23.9	--	26.4	20.9	--
Science	40.6	--	--	--	--	--	--	--	--	46.2	30.0	--	--	42.9	--	44.4	38.9	--
Social Studies	--	--	--	--	--	--	--	--	--	--	--	--	--	--	--	--	--	--
Percentage of Students Scoring Proficient																		
Reading	30.0	--	--	--	--	--	--	--	--	32.8	20.7	--	--	29.2	--	32.7	24.4	--
Writing	--	--	--	--	--	--	--	--	--	--	--	--	--	--	--	--	--	--
Mathematics	28.9	--	--	--	--	--	--	--	--	37.3	6.9	--	--	26.1	--	26.4	30.2	--
Science	9.4	--	--	--	--	--	--	--	--	15.4	0.0	--	--	11.4	--	5.6	16.7	--
Social Studies	--	--	--	--	--	--	--	--	--	--	--	--	--	--	--	--	--	--
Percentage of Students Scoring Accelerated																		
Reading	18.8	--	--	--	--	--	--	--	--	23.4	13.8	--	--	20.2	--	11.5	31.7	--
Writing	--	--	--	--	--	--	--	--	--	--	--	--	--	--	--	--	--	--
Mathematics	6.0	--	--	--	--	--	--	--	--	7.5	10.3	--	--	8.7	--	11.3	4.7	--
Science	3.1	--	--	--	--	--	--	--	--	3.8	10.0	--	--	5.7	--	5.6	5.6	--
Social Studies	--	--	--	--	--	--	--	--	--	--	--	--	--	--	--	--	--	--
Percentage of Students Scoring Advanced																		
Reading	3.8	--	--	--	--	--	--	--	--	4.7	0.0	--	--	3.4	--	5.8	0.0	--
Writing	--	--	--	--	--	--	--	--	--	--	--	--	--	--	--	--	--	--
Mathematics	6.0	--	--	--	--	--	--	--	--	4.5	10.3	--	--	6.5	--	1.9	11.6	--
Science	6.3	--	--	--	--	--	--	--	--	3.8	10.0	--	--	2.9	--	0.0	11.1	--
Social Studies	--	--	--	--	--	--	--	--	--	--	--	--	--	--	--	--	--	--

Assessment Results Over Time





Dr. Barbara Baker, *school leader*
2740 W. Central Ave.
Toledo OH 43606
www.lakeerieacademy.com
419.475.3786